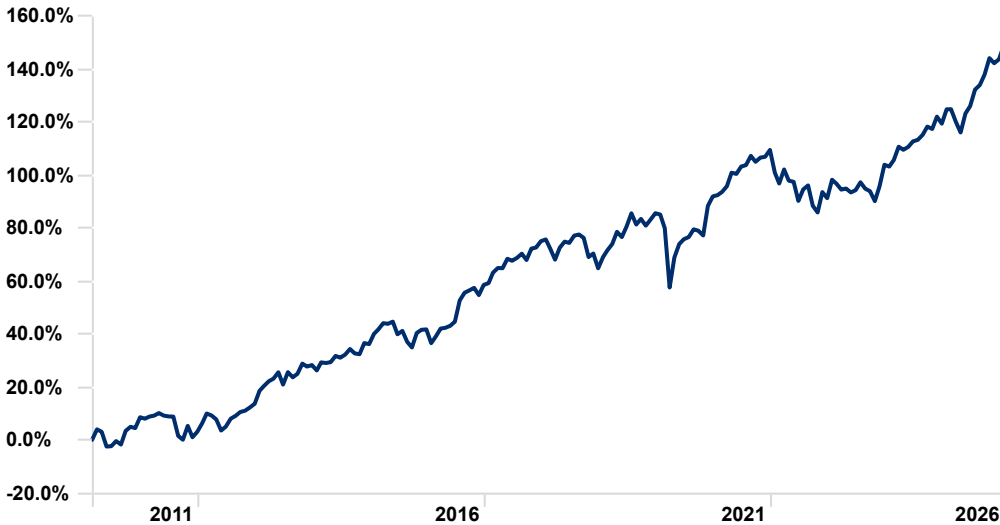


Fund Factsheet: WS Verbatim Portfolio 5 Growth Fund

Cumulative Returns

Time Period: Since Common Inception (26/02/2010) to 31/01/2026



— WS Verbatim Portfolio 5 Growth Fund

Cumulative Returns (%)

	Month	3 Month	1 Year	3 Years	5 Years	Inception*
WS Verbatim Portfolio 5 Growth Fund	2.2	2.0	10.8	25.6	29.4	148.9
	01/02/2025 - 31/01/2026	01/02/2024 - 31/01/2025	01/02/2023 - 31/01/2024	01/02/2022 - 31/01/2023	01/02/2021 - 31/01/2022	
WS Verbatim Portfolio 5 Growth Fund	10.8	10.6	2.5	-1.3	4.4	

Past performance is not a guide to future performance.

Verbatim Growth Monthly Market Commentary - January 2026

Global equities began the year with a 0.9% gain, buoyed by improving growth expectations and rising risk appetite. However, volatility persisted throughout the month amid escalating geopolitical tensions involving Venezuela and Greenland. Fixed income markets struggled as government bond yields rose on renewed fiscal concerns, particularly in the US and Japan. Nevertheless, the global aggregate bond index managed to edge 0.2% higher.

The rotation away from US large-cap stocks continued uninterrupted. US technology large caps fell 1.0%, led by declines in Microsoft despite strong earnings, as concerns regarding rising AI-related spending weighed on sentiment. More broadly, the earnings season has been solid across US equity markets as reporting continues. In the UK, the FTSE 100 index opened the month by surpassing the 10,000-point mark for the first time. UK value sectors continued to outperform growth, with large caps returning 3.0%. European equities delivered modest gains of 2.2%.

Emerging markets were strong performers again, rising 6.7%, with China contributing 3.1%. A weakening US dollar and a rotation from US technology toward global technology sectors provided further support. Japan announced a snap election as Prime Minister Takaichi sought to leverage high approval ratings to strengthen her parliamentary position. Japanese equities gained 4.5%, while domestic yields reached historic levels in anticipation of more expansionary fiscal policy.

Commodities surged, with the broad index up 7.7%. Gold jumped 15.2% on geopolitical risk and retail demand, while silver also posted strong, albeit volatile, performance. Bitcoin fell 6.0%.

Fund Objective

The Fund will use a broadly cautious balanced strategy with the aim of achieving capital growth over the medium to longer term.

Investment Strategy

To deliver the potential for decent capital growth over the medium to long term using a balanced approach by blending a diversified selection of funds, including quality UK and North American equity and bonds. The equity content of this portfolio tends to be higher than a more cautious approach. Investors in this portfolio will accept the potential for small to medium term losses to achieve their long term objectives.

Change of Circumstances

If you feel that this profile no longer matches your investment objectives, or if your circumstances are likely to change, you should contact your adviser.

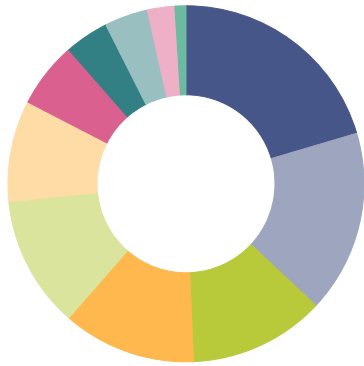
Fund Important Note

Please be aware that adjustments to previously reported data can occur. The value of investments and the income from them can fluctuate and it is possible that investors may not get back the amount invested. All model returns are calculated in £-Sterling and include DFM fee and fund charges, but do not include investment platform and adviser charges. NOTE: All benchmark returns are calculated in £-Sterling and include DFM fees, fund and investment platform charges but do not include adviser charges.



Fund Allocation

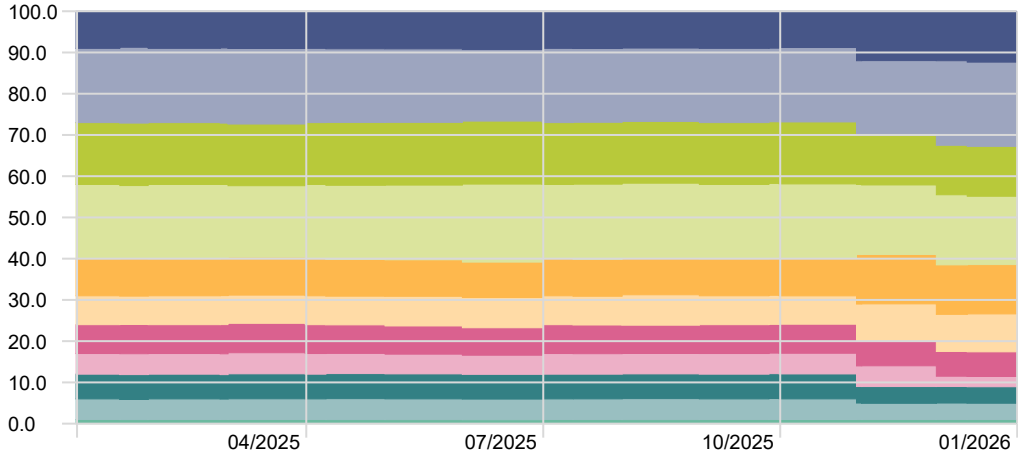
Portfolio Date: 31/01/2026



	%
Inv. Grade Bond	20.4
North America Equity	16.6
Asian Equity	12.3
UK Equity	12.1
Strat Bond	12.0
Emerging Market Equity	9.2
Money Market	6.0
Europe Equity	4.0
Japan Equity	4.0
Alternatives	2.5
Cash	1.0
Total	100.0

Asset Allocation

Time Period: 01/02/2025 to 31/01/2026



Asian Equity	Inv. Grade Bond	UK Equity
North America Equity	Strat Bond	Emerging Market Equity
Money Market	Alternatives	Europe Equity
Japan Equity	Cash	

Data Definitions

Inception: The date at which the fund was first managed. This can be found at the top left corner of the investment growth graph.

Ongoing Charges to the Funds (OCF) is made up of the Annual Management Charge and additional expenses. Additional expenses may be deducted from some funds. These may include, third party administration, trustee, registrar, auditor and regulator fees. As the additional expenses relate to the expenses incurred during the fund management process, they will regularly increase and decrease as a percentage of the fund.

Transaction Cost is the estimated charge for the fund that may be incurred as a result of the acquisition and disposal of investments. The charge is forward looking and used for pre sale reporting.

12 Month Yield: Is the sum of a fund's total trailing 12-month interest and dividend payments divided by the last month's ending share price (NAV) plus any capital gains distributed over the same period.

Disclosure

The information in this document does not constitute investment advice or a recommendation for any product and investment decisions should not be made on the basis of it. Further information, including full details of charges and risks, is set out in the simplified prospectus which is available from <https://tattonfunds.com/>.

This document has been issued by Tatton Investment Management Limited. Tatton Investment Management Limited is authorised and regulated by the Financial Conduct Authority. Financial Services Register number 733471. Tatton Investment Management Limited is registered in England and Wales No. 08219008. Registered address: Paradigm House, Brooke Court, Wilmslow, Cheshire, SK9 3ND.

Key Facts

Fund Manager

Tatton Investment Management

Inception Date

26/02/2010

Launch Price

£1.00

Minimum Investment

A Acc Class: £3,000

Minimum Top Up

A Acc Class: £1,000

Initial Charge (Up to)

A Acc Class: 0%

KIID OCF:

1.44%

Transaction Costs Actual - UK

0.06%

Sedol

Institutional: B3P2HB1
Retail: B3P36V7

ISIN

Institutional: GB00B3P2HB11
Retail: GB00B3P36V74

Fund Size

£ 48,233,741.00

Yield (%)

12 Month Yield 1.3

Top Holdings (%)

Amundi MSCI Pac Ex Japan Idx I12G Acc	12.3
HSBC Global Corporate Bond ETF S2CHGE	11.0
Royal London Short Term Money Mkt Y Acc	6.0
Vanguard Global Bond Index GBPH Acc	6.0
Fidelity Index UK P Acc	5.2
GS EM CORE Eq I Acc GBP	5.1
Lazard Emerging Mkts Eq Advgtg A Acc GBP	4.1
Fidelity Index US P Acc	3.9
SVS AllianceBernst Conc US Eq I GBP Acc	3.8
FTF Brandywine Global Inc Optr EB Acc	3.5