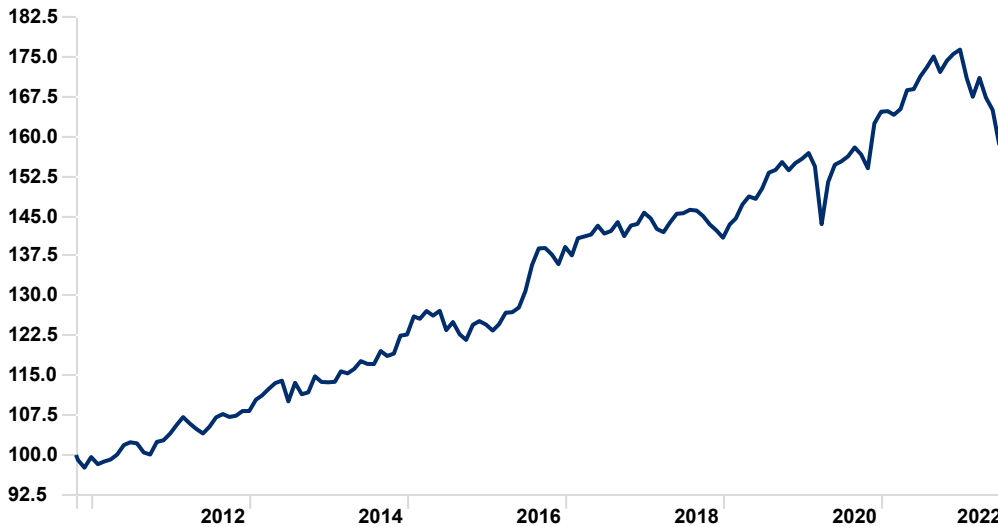


# Fund Factsheet: WS Verbatim Multi-Index Portfolio 3 Fund

## Cumulative Returns

Time Period: Since Common Inception (23/10/2010) to 31/07/2022



— WS Verbatim Multi-Index Portfolio 3 Fund

## Cumulative Returns (%)

	Month	3 Month	1 Year	3 Years	5 Years	Inception*
WS Verbatim Multi-Index Portfolio 3 Fund	1.6	-3.7	-6.9	5.1	13.3	62.6
	<b>01/08/2021 - 31/07/2022</b>	<b>01/08/2020 - 31/07/2021</b>	<b>01/08/2019 - 31/07/2020</b>	<b>01/08/2018 - 31/07/2019</b>	<b>01/08/2017 - 31/07/2018</b>	
WS Verbatim Multi-Index Portfolio 3 Fund	-6.9	10.8	2.0	4.8	2.8	

## Note for WS Verbatim Multi-Index Portfolio 3 Fund

### Verbatim Multi-Index Monthly Market Commentary - July 2022

In July 2022, global equities rebounded from the previous months' lows and climbed 6.8% for UK sterling investors on the back of strong corporate earnings results and an easing of concerns around the pace of monetary policy tightening measures.

In regional terms, the US bounced back as the best performing major developed market this month, marking 9%, the biggest monthly increase since November 2020. The US technology sector rose 12.2% as positive corporate results from major tech companies boosted returns, and government bond yields pulled back from recent highs. Expectations that the Federal Reserve could slow down interest rate hikes also lifted sentiment following Jerome Powell's well-received speech on the last week of the month.

UK equities also had a strong month, ending July up 3.7%, still being the only major market to hold positive returns year-to-date. Better than expected quarterly results from the banking sector and from oil majors, supported by the commodities and energy prices rally strengthened returns. European equities rose 5.1%, following upbeat corporate earnings along with some easing in concerns on the back of a potential slowdown in monetary policy tightening. Japanese shares climbed 5.5%, while Emerging Market shares saw a decline this month, down -0.4%. Overall, the current earnings season appears to be providing investors with a more reassuring message on growth and profitability than some feared would be the case, and potentially build a solid foundation that could help equities resume a more constructive longer-term path higher.

### Verbatim Multi-Index Monthly Market Commentary - July 2022

In July 2022, global equities rebounded from the previous months' lows and climbed 6.8% for UK sterling investors on the back of strong corporate earnings results and an easing of concerns around the pace of monetary policy tightening measures.

In regional terms, the US bounced back as the best performing major developed market this month, marking 9%, the biggest monthly increase since November 2020. The US technology sector rose 12.2% as positive corporate results from major tech companies boosted returns, and government bond yields pulled back fr...

## Fund Objective

The Fund will use a broadly defensive investment strategy with the aim of achieving capital growth over the medium to longer term.

## Investment Strategy

To deliver capital growth over the medium to long term using a defensive approach to build a diversified portfolio. Funds are chosen with the objective of obtaining potential returns that look to beat inflation over the medium to long term. This is achieved by minimising the level of investment volatility through greater use of cash and bonds and minimising the use of equities.

## Change of Circumstances

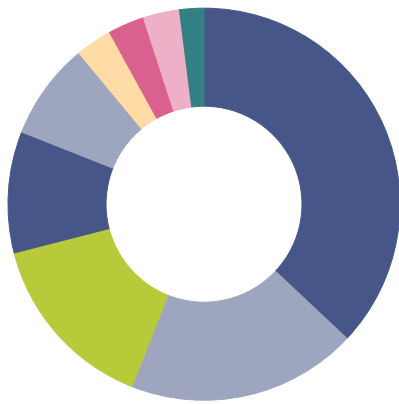
If you feel that this profile no longer matches your investment objectives, or if your circumstances are likely to change, you should contact your adviser.

## Fund Important Note

Please be aware that adjustments to previously reported data can occur. The value of investments and the income from them can fluctuate and it is possible that investors may not get back the amount invested.



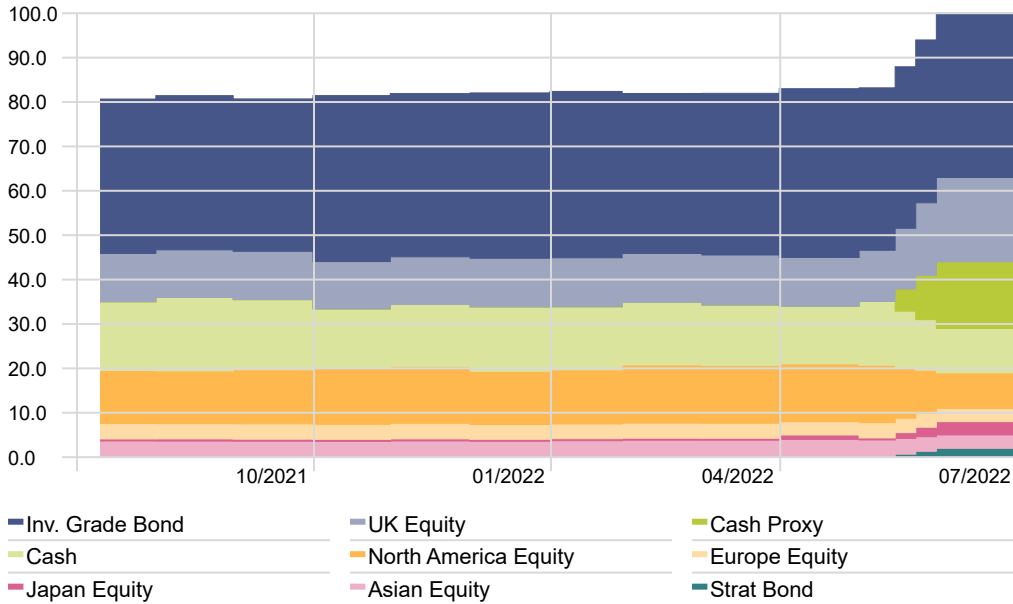
## Fund Allocation



	%
Inv. Grade Bond	37.0
UK Equity	19.0
Cash Proxy	15.0
Cash	10.0
North America Equity	8.0
Europe Equity	3.0
Japan Equity	3.0
Asian Equity	3.0
Strat Bond	2.0
<b>Total</b>	<b>100.0</b>

## Asset Allocation

Time Period: 01/08/2021 to 31/07/2022



## Data Definitions

**Inception:** The date at which the fund was first managed. This can be found at the top left corner of the investment growth graph.

**Ongoing Charges to the Funds (OCF)** is made up of the Annual Management Charge and additional expenses. Additional expenses may be deducted from some funds. These may include, third party administration, trustee, registrar, auditor and regulator fees. As the additional expenses relate to the expenses incurred during the fund management process, they will regularly increase and decrease as a percentage of the fund.

**Transaction Cost** is the estimated charge for the fund that may be incurred as a result of the acquisition and disposal of investments. The charge is forward looking and used for pre sale reporting.

**12 Month Yield:** Is the sum of a fund's total trailing 12-month interest and dividend payments divided by the last month's ending share price (NAV) plus any capital gains distributed over the same period.

## Disclosure

The information in this document does not constitute investment advice or a recommendation for any product and investment decisions should not be made on the basis of it. Further information, including full details of charges and risks, is set out in the simplified prospectus which is available from [www.tattonoakfunds.com](http://www.tattonoakfunds.com).

This document has been issued by Tatton Investment Management Limited. Tatton Investment Management Limited is authorised and regulated by the Financial Conduct Authority. Financial Services Register number 733471. Tatton Investment Management Limited is registered in England and Wales No. 08219008. Registered address: Paradigm House, Brooke Court, Wilmslow, Cheshire, SK9 3ND.

## Key Facts

### Fund Manager

Tatton Investment Management

### Inception Date

31/08/2021

### Launch Price

£1.00

### Minimum Investment

A Acc Class: £3,000

### Minimum Top Up

A Acc Class: £1,000

### Initial Charge (Up to)

A Acc Class: 0%

### KIID OCF:

0.76%

### Transaction Fees:

0.00%

### Sedol

A Acc Class: B4W2H77

### ISIN

GB00B4W2H776

### Fund Size

£ 32,350,755.00

### Yield (%)

12 Month Yield

0.7

### Top Holdings (%)

Dimensional Gbl UltraShrt FxdInc £ Acc	15.0
HSBC Global Corporate Bond Index S2CHG	15.0
Vanguard Global Bond Index Ins+ GBPH Acc	12.0
Fidelity Cash Y Acc	10.0
iShares Corporate Bond Index (UK) D Acc	10.0
iShares UK Equity Index (UK) D Acc	6.5
Vanguard FTSE UKAllShrIdxUnitTrInsPI£Acc	6.5
Vanguard Em Mkts Stk Idx Ins PI £ Acc	6.0
HSBC American Index C Acc	4.0
iShares North American Eq Idx (UK) D Acc	4.0